



EgSCRS
EGYPTIAN SOCIETY OF CATARACT
AND REFRACTIVE SURGERY

In Collaboration with




UK

**26TH ANNUAL
INTERNATIONAL MEETING
EgSCRS 2025**

**5 - 7 NOVEMBER, 2025
HILTON CAIRO GRAND NILE, EGYPT**

**SCIENTIFIC
Program**



◆ —◆ WELCOME —◆

On behalf of the Board of the Egyptian Society of Cataract and Refractive Surgery (EgSCRS), it is my great pleasure to welcome you all to the **26th International Meeting of the EgSCRS** taking place in **Hilton Cairo Grand Nile, Egypt**
5 - 7 November, 2025

Founded in 1990, the EgSCRS stands as the oldest subspecialty society in Egypt and the Middle East, with a proud legacy of advancing the science and art of cataract and refractive surgery. Our mission has always been to promote knowledge transfer, support the training of young ophthalmologists, and foster the exchange of expertise among local and international leaders in the field.

This year's scientific program reflects that mission in full. It features workshops, hands-on sessions, instructional courses, symposia, and interactive debates carefully designed to cover all aspects of our subspecialty and cater to every level of experience, from trainees to senior surgeons.

We are also proud to highlight this year the signing memorandum of understanding for the collaboration between EgSCRS and ESCRS, together with ESOIRS, under the umbrella of the Egyptian Ophthalmological Society (EOS). This partnership marks an important step toward broadening opportunities for education, training, and scientific exchange for all Egyptian ophthalmologists.

We hope you find this meeting scientifically rewarding, professionally inspiring, and personally enjoyable. Thank you for being part of the EgSCRS community and for your continued commitment to excellence in ophthalmic care.

With warm regards,

Prof. Yehia Salah Mostafa

President, Egyptian Society of
Cataract and Refractive Surgery (EgSCRS)



FOUNDERS OF THE SOCIETY



**Mohamed
Ayoub**

**Co- Founder and
Honorary President**



**Mahmoud
Salaheddin Mostafa**

**Cofounder
1937 - 1993**


BOARD MEMBERS



Yehia Salah
President



Ahmad Khalil
Secretary General



Ahmed Sherief
Treasurer

Alphabetical Order



Ashraf Armia



Hazem Yassin



Mostafa Salah



Rania Sobhi



Tarek El-Naggar

SCIENTIFIC COMMITTEE

Alphabetical Order



Ahmad Khalil



Mostafa Salah



Ahmed Sherief



Rania Sobhy



Ashraf Armia



Tarek El-Naggar



Ayah Marrie



Wael El Gendy




Hazem Yassin



Yehia Salah

WORKSHOP ORGANIZERS

In Collaboration with



UK



Ashraf Zeid
UAE



Ayah Marrie
Egypt

GUEST SPEAKERS

Alphabetical Order



André Mermoud
Switzerland



Ashraf Zeid
UAE



Avinash Gurbaxani
UK



Dalia Said
UK



Evelyn Mensah
UK



Fares Bakry
Iraq



Hamdy Abd Al Hady
Libya



Hans R Koch
Germany



Khalaf Hoshan
Jordan



Kanwal Matharu
USA



Khaled Ayesh
Jordan



Mouhcine El Bakkali
Morocco



Olivier Prisant
France



Oliver Findl
Austria



Pouya Alaghband
UK



Rahila Zakir
UK



Rajesh Fogla
India



Renato Ambrósio
Brazil



Rohit Shetty
India



Salah Mahjoub
Tunisia



Sami Alrabiah
Kuwait



Sharon D'Souza
India



Usama Hasan
Iraq



Valerie Saw
UK



Yasser Rifay
Morocco





RISE Courses in AEA 2025

Explore a Comprehensive Online Learning
journey of RISE Courses in AEA.



RISE is Alcon Program for Residents and Young Ophthalmologists that offers continuous educational support in new technologies and techniques, allowing professionals to practice with the latest innovations in ophthalmology.

Find out more



COMPANIES ACKNOWLEDGEMENT

Alcon

 **Orchidia**
Pharmaceutical Inc.
Excellence in Quality

 **Jamjoom
Pharma**
جمجوم فارما

 **MEDI TEC EGYPT CORP.**
Limited Crop. Egypt

Johnson & Johnson

biotech
access to innovation

BAUSCH + LOMB
ICARE
MEDICAL

 **GMA**
OPHTHALMICS
Innovative Sight Solutions

 **EVA PHARMA**
SECURING YOUR HEALTH

 **AMICO**

 **PHARCO**
OPHTHALMOLOGY

SPEAKERS INSTRUCTIONS

Congress halls will be equipped with:

Two laptops: one Apple Mac & one PC with Microsoft Windows 11 and Microsoft Office 2019.

Internet access will NOT be available inside the meeting rooms.

TO ENSURE THAT THE MEETING PROGRESSES SMOOTHLY, PLEASE STICK TO THE FOLLOWING INSTRUCTIONS:

- All presentations should be recorded on a USB flash memory (preferred).
- Please save presentations in PowerPoint 2013 or later format for PC & Keynote for Apple.
- Upload your presentation early to the Audiovisual Center (RM Events) as we will load the presentations to the hard drive of our systems before the sessions by one hour.
- No personal laptops are permitted for presentations.
- In case you have problems with your presentation(s), please do not hesitate to contact the IT support team (RM Events).

COMPUTERIZED COUNT-DOWN TIMER

will monitor speakers' time

So make sure to present during the given time,
as NO EXTRA TIME IS ALLOWED

 Powered by:
RM EVENTS

12:55  → 00:55 



SLIDO INSTRUCTIONS

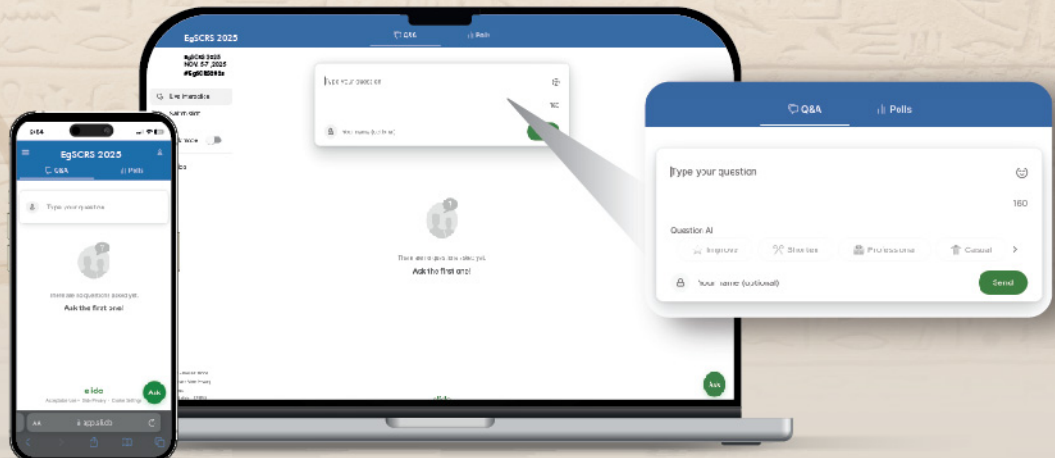
HOW TO USE SLIDO?



SCAN QR

OR

- GO TO SLIDO.COM
- ENTER THE MEETING CODE:
#EgSCRS2025
- TYPE YOUR QUESTION
AND SEND



Powered by
RM EVENTS

For Healthcare Professionals Only

**ONLY
TYMER**
FITS FOR
ROYALTY



Tymer™
(Gatifloxacin)



HYFRESH
Sodium Hyaluronate 0.2%



DAY 1

WEDNESDAY 5 NOV. 2025

26th Annual International Meeting
WORKSHOPS & COURSES AT A GLANCE

WORKSHOPS / WETLABS AT A GLANCE

TIME	WORKSHOPS / WETLABS
09:00 19:00	Phacoemulsification
	Keratoplasty DSAEK/DALK
	Glaucoma
	Iridoplasty
	LASIK
	Intravitreal Injection
	Yamane IOL Fixation
	Keratoplasty PKP/DALK
	Phakic PIOLs
Pupil Dilation	

COURSES AT A GLANCE

TIME	HALL A	HALL B
09:00 10:30	Course 1: Basic Phacoemulsification	Course 2: Phakic PIOLs
10:30 12:00	Course 3: Basic Ophthalmic Microsurgery	Course 4: Recent Modalities in Refractive Surgery
12:00	Coffee Break	
12:30 14:00	Course 5: Advanced Phacoemulsification	Course 6: Corneal Surgery: DALK
14:00 15:30	Course 7: Keratoconus from A to Z	Course 8: Corneal Surgery: DMEK
15:30 17:00	Course 9: A Beginner's Guide to Dry Eye & Ocular Surface Disease	Course 10: Iridoplasty
17:00 18:30	Course 11: Anterior Segment Trauma	Course 12: Presbyopia Decision

WORKSHOPS / WETLABS

09:00 - 19:00

Phacoemulsification

Trainers: Ahmed Ghoneim, Avinash Gurbaxani, Evelyn Mensah
Khaled Abdelrahman, Omar Barrada, Rahila Zakir
Wael El Gendy, Yehia Salah

Keratoplasty DSAEK/DALK

Trainers: Ahmed Sherif, Hazem Yassin, Kanwal Matharu
Rajesh Fogla, Rania Sobhi, Rasha Moussa, Valerie Saw

Glaucoma

Trainers: Ahmad Khalil, Fayrouz Aboalazayem
Pouya Alaghand, Yasmine El Sayed

Intravitreal Injection

Trainers: Avinash Gurbaxani, Omar Barrada

Pupil Dilation

Trainers: Khaled Abdelrahman, Rahila Zakir, Ramy Riad

Iridoplasty

Trainers: Hazem Yassin, Omar Barrada, Rania Sobhi

LASIK

Trainers: Ahmed Shalash, Ashraf Zeid, Mostafa Salah, Tarek El-Naggar

Phakic PIOLs

Trainers: Ahmed Shalash, Hazem El Nashar, Mostafa Salah
Tarek El-Naggar, Wael El Gendy

Yamane IOL Fixation

Trainers: Ahmed Shalash, Hazem El Nashar, Mostafa Salah
Tarek El-Naggar, Wael El Gendy

Keratoplasty PKP/DALK

Trainers: Ahmed Sherif, Hazem Yassin, Kanwal Matharu
Rajesh Fogla, Rania Sobhi, Rasha Moussa, Valerie Saw

HALL A

Course 1 | 09:00 - 10:30 Basic Phacoemulsification

Moderator: Yehia Salah

Instructors: Wael El Gendy, Yehia Salah



- 09:00 Introduction
• Welcome & objectives of the course
Yehia Salah
- 09:05 Basics of phacoemulsification
• Machine basics: Fluidics, ultrasound energy, foot pedal
• Instruments overview (phaco tip, sleeve, chopper, I/A handpiece)
• Interactive Q&A: Name that Instrument / Function
Wael El Gendy
- 09:30 Step-by-step surgical technique (as well as showing common mistakes)
1. Incision & side port – importance of architecture
2. Capsulorhexis – pearls & common pitfalls
3. Hydrodissection / Hydrodelineation – when & how
4. Nucleus management – divide & conquer, chop basics
5. Cortical cleanup – I/A pearls
6. IOL implantation & wound closure
Yehia Salah
- 10:25 Interactive quiz / Game (Kahoot)
• Case photos and short videos
• Audience votes on diagnosis/next step
(live poll or show-of-hands)
Wael El Gendy

HALL B

Course 2 | 09:00 - 10:30 Phakic PIOLs

Moderator: Mostafa Salah

Instructors: Ahmed Shalash, Hazem El Nashar
Mostafa Elhoseny, Tarek El-Naggar

- 09:00 Iris claw lenses
Mostafa Elhoseny
- 09:15 Preoperative evaluation of phakic PCL
Ahmed Shalash
- 09:30 PCL loading and technique
Mostafa Salah
- 09:45 Toric PCL
Tarek El-Naggar
- 10:00 ICL material and design
Hazem El Nashar
- 10:15 **Discussion**

HALL A

Course **3** | 10:30 - 12:00
Basic Ophthalmic Microsurgery

Moderator: Fayrouz Aboalazayem

Instructors: Hytham El-Shawaf, Rania Ahmed, Yehia Salah

- 10:30 Introduction and overview
Fayrouz Aboalazayem
- 10:40 Microscope setup and ergonomics
Hytham El-Shawaf
- 10:55 Principles of microsurgical suturing
Rania Ahmed
- 11:10 Suture materials and knot tying techniques
Rania Ahmed
- 11:35 Application to ophthalmic tissues
Fayrouz Aboalazayem
- 11:55 Discussion and Q & A
Fayrouz Aboalazayem



12:00 - 12:30
Coffee Break

HALL B

Course **4** | 10:30 - 12:00
Recent Modalities in Refractive Surgery

Moderator: Tarek El-Naggar

- 10:30 Surface ablation
Ashraf Armia
- 10:42 Microkeratome LASIK
Mostafa Salah
- 10:54 FS LASIK
Tarek El-Naggar
- 11:06 Guidelines for KLEx surgery
Ahmed Ghoneim
- 11:18 **Discussion**



12:00 - 12:30
Coffee Break

HALL A

Course **5** | 12:30 - 14:00
Advanced Phacoemulsification

Moderator: **Ramy Riad**

Instructors: **Ahmed Ghoneim, Sherif Gama, Yehia Salah**

- 12:30 Introduction
 • Objectives: Mastering difficult scenarios
 • Why advanced phaco skills matter (real-life outcomes & complication rates)
 • Quick poll: "Which case do you find most challenging?"
Ramy Riad
- 12:35 Hard & mature cataracts
Sherif Gamal
- 12:55 Miotic pupils & small pupil challenges
Ramy Riad
- 13:15 High myopia & long Eyes
Yehia Salah
- 13:35 Putting it together – Real case scenarios
Ahmed Ghoneim
- 13:55 Wrap-up & take-home messages
Ramy Riad

HALL B

Course **6** | 12:30 - 14:00
Corneal Surgery: DALK

Moderator: **Ahmed Sherif**

- 12:30 Step by step DALK technique
Rania Sobhi
- 12:45 DALK in different bubble scenarios
Ahmed Sherif
- 13:00 DALK in keratoglobus
Rajesh Fogla
- 13:15 DALK in previous corneal surgery
Hazem Yassin
- 13:30 DALK in deep scars with previous hydrops
Dalia Said
- 13:45 **Discussion**

HALL A

Course **7** | 14:00 - 15:30
Keratoconus from A to Z

Moderator: Tarek El-Naggar

- 14:00 Corneal tomography
Sherine Shafik
- 14:12 Imaging the unseen- Tear film epithelium, bowman's &
 keratocytes biomarkers driven practice
Rohit Shetty
- 14:24 Corneal biomechanics
Tarek El-Naggar
- 14:36 Epithelial mapping
Ashraf Armia
- 14:48 **Discussion**

HALL B

Course **8** | 14:00 - 15:30
Corneal Surgery: DMEK

Moderator: Rania Sobhi

- 14:00 Preoperative consideration and case selection
Rania Sobhi
- 14:15 DMEK graft preparation techniques
Rajesh Fogla
- 14:30 Mastering DMEK: 10 keys to make it easy and avoid complications
Olivier Prisant
- 14:45 DMEK challenges step by step
Dalia Said
- 15:00 Combined DMEK surgery
Hazem Yassin
- 15:15 PDEK graft preparation
Ahmed Sherif

HALL A

Course **9** | 15:30 - 17:00
A Beginner's Guide to Dry Eye & Ocular Surface Disease

Moderator: Samar El Saadany

- 15:30 Listen before you look: The art of history taking
Mohamed El Baradei
- 15:50 What the eye reveals: Mastering the ocular surface exam
Samar El Saadany
- 16:10 From drops to devices: A stepwise management of dry eye
Hams Samy
- 16:30 When textbooks meet real life: Clinical scenarios and pearls
All Speakers
- 16:50 Q&A
All Speakers

HALL B

Course **10** | 15:30 - 17:00
Iridoplasty
 The art of pupilloplasty and iris reconstruction surgery:
 Tips and tricks

Moderator: Rania Sobhi
 Instructors: Hazem Yassin, Rania Sobhi

- 15:30 Introduction and plan of surgery
Rania Sobhi
- 15:45 Basic sutures techniques and principles of iris reconstruction
Hazem Yassin
- 16:10 Iris prothesis
Hazem Yassin
- 16:20 Complications of iris surgery
Hazem Yassin
- 16:25 **Discussion**

HALL A

Course **11** | 17:00 - 18:30
Anterior Segment Trauma

Moderator: **Fayrouz Aboalazayem**

Instructors: **Ahmed Essam, Marwa Elsayed, Paula Sameh**

- 17:00 Introduction and overview of anterior segment trauma
Fayrouz Aboalazayem
- 17:10 Corneoscleral lacerations: Incision techniques and wound repair (Blunt vs. Sharp Trauma)
Marwa Elsayed
- 17:25 Traumatic cataract: Different clinical scenarios and surgical approaches
Ahmed Essam
- 17:40 Traumatic cataract: Different clinical scenarios and surgical approaches
Paula Sameh
- 17:55 Hyphema management and associated complications
Fayrouz Aboalazayem
- 18:10 Video-based case
 Discussion and Interactive Q&A
All Instructors
- 18:25 Summary and take-home messages
Fayrouz Aboalazayem

HALL B

Course **12** | 17:00 - 18:30
Presbyopia Decision

Moderator: **Ashraf Armia**

- 17:00 Pre-operative evaluation and patient chair time
Ahmed Sherif
- 17:10 Mino-Mono Vision
Ashraf Armia
- 17:20 Lens based (different types of IOLs)
Zakaria Hassanin
- 17:35 EDOF
Khaled Ayesh
- 17:45 Trifocal
Ramy Riad
- 17:55 Cornea based (Different machines technology)
Wael El Shaer
- 18:10 Post operative complications management
Bassem Fayez
- 18:20 **Discussion**



RegenSight

EYECRYL[®] PHAKIC

*Unleash your
independence*

YEARS OF TRUST
11

EYECRYL[®] PHAKIC

ADVANCED
CALCULATOR



biotech

access to innovation

POWER

RESILIENCE

FLEXIBILITY

TIME	MAIN HALL	
	PODIUM A	PODIUM B
09:00 - 10:00	Cataract Symposium: Nucleus Management Techniques and Technology	Cornea Symposium: Corneal Infections – Updates and Management
10:00 - 10:30	Cataract Keynote Lecture: Prof. Oliver Findl Retinal Detachment after Lens Surgery in Myopic Eyes - The ESCRS Myopred Study	
10:30 - 11:30	Refractive Surgery Symposium: PRK, LASIK, Lenticule Extraction Debate	Glaucoma Symposium: Glaucoma and Anterior Segment Surgery What Should I Know?
11:30 - 12:30	Cataract Symposium: Presbyopia-Correcting IOLs: What is your choice?	Refractive Surgery Symposium: Management of LVC Complications
12:30 - 13:00	Lunch Break	
13:00 - 13:30	iCare Medical Refractive Symposium	Orchidia Symposium
13:30 - 14:30	Cornea Symposium: Corneal Opacity: What are The Options?	Retina Symposium: All you Need to Know before Phaco Surgery
14:30 - 15:00	Cornea Keynote Lecture: Prof. Rohit Shetty: Research of The Unknown	
15:00 - 16:00	Panel Discussion Symposium: IOL Displacments and Mishaps "Challenges and Solutions"	Ocular Surface Symposium: Managing Ocular Surface Disease: All Tools
16:00 - 17:00	Refractive Surgery Symposium: Keratoconus: Emerging Concepts and Evolving Management Strategies (Case-Based Panel Discussion)	Cataract Symposium: Phacoemulsication Complications: Recognition, Prevention, and Management
17:00 - 18:00	Cataract Keynote Lecture: Prof. Hans Koch History of Cataract Surgery	
18:00 - 18:30	Cataract Symposium: Cataract Olympics	

HALL A

09:00 - 16:30

Retinal Laser Simulation Course

In Collaboration with



Moderator:
Evelyn Mensah

Trainers:
Ahmed Roshdy, Karim Adly Raafat
Magdy Moussa Mahmoud Soliman
Mohamed Ahmed Mohamed Attya, Wael El Gendy



EgSCRS

EGYPTIAN SOCIETY OF CATARACT
AND REFRACTIVE SURGERY



PODIUM **A**

Cataract Symposium **1** | 09:00 - 10:00
Nucleus Management Techniques and Technology

Moderator: Khaled Mansour

Chairpersons: Alaa El Zawawi, Hamdy Elgazzar

09:00 Nucleus management in phacoemulsification – Why it matters
Hamdy Elgazzar

09:10 Machine setting for optimal nuclear management
Wael El Gendy

09:20 Divide and conquer technique
Alaa El Zawawi

09:30 The chopper vs the nucleus
Hazem Kandil

09:40 Nuclear geriatrics
Khaled Mansour

09:50 Q & A and closing remarks
Discussion

Keynote **1** | 10:00 - 10:30
Cataract Keynote Lecture **BOTH PODIUMS**

10:00 Retinal detachment after lens surgery in myopic eyes - The ESCRS myopred study
Oliver Findl

PODIUM **B**

Cornea Symposium **1** | 09:00 - 10:00
Corneal Infections – Updates and Management

Moderator: Dalia Said

Chairpersons: Kanwal Matharu, Valerie Saw

09:00 Corneal infection updates
Valerie Saw

09:10 Use of both IVCM and OCT in infectious keratitis
Farida El Zawahry

09:20 Managing fungal keratitis
Kanwal Matharu

09:30 Acanthamoeba keratitis – Initiation, adjusting and stopping treatment
Dalia Said

09:40 DALK in infectious keratitis
Rania Sobhi

09:50 Closing and discussion
All Speakers

Each talk is 8 minutes followed by 2 minutes Discussion

PODIUM **A**

Refractive Surgery
Symposium 1 | 10:30 - 11:30
PRK, LASIK, Lenticule Extraction Debate

Moderator: Mostafa Salah

Chairpersons: Ahmed Sedky, Medhat Shawky, Mohamed Salah Zatar

- 10:30 SMILE pro with a new tool
Ahmed Sedky
- 10:38 Comparison between different KLEx platforms
Usama Hassan
- 10:46 Tips for successful SMILE
Ayman Abdelrahman
- 10:54 Transepithelial surface ablation
Tamer El Raggal
- 11:02 Custom eyes, real life case samples
Mohamed Hosny
- 11:10 Ultra thin femto LASIK
Salah Mahjoub
- 11:18 **Discussion**

PODIUM **B**

Glaucoma
Symposium 1 | 10:30 - 11:30
**Glaucoma and Anterior Segment Surgery
What Should I Know?**

Moderator: Ahmad Khalil

Chairpersons: Tarek Aboulnasr, Yasmine El Sayed

- 10:30 LASIK and glaucoma
Tarek Aboulnasr
- 10:38 Will primary lens surgery be the cornerstone of glaucoma treatment?
Tarek Eid
- 10:46 Lens surgery solves the dilemma of NA: True or myth
Abdel Hamid El Hofi
- 10:54 MIGS with cataract surgery
Pouya Alaghaband
- 11:02 The premium, and the not-so-premium IOLs in glaucoma patients
Ahmad Khalil
- 11:10 Antiglaucoma treatment and ocular comorbidity
Hazem Helmy
- 11:18 Managing post-PKP glaucoma
Yasmine El Sayed
- 11:26 **Discussion**

PODIUM **A**

Cataract Symposium **2** | 11:30 - 12:30
Presbyopia-Correcting IOLs: What is your Choice?

Moderator: Yehia Salah
Chairpersons: Ahmed Shama, Oliver Findl

- 11:30 Opening & welcome
Yehia Salah
- 11:32 Keynote: A new nomenclature for presbyopia correcting IOLs
Oliver Findl
- 11:42 Rapid-Fire Updates. Why to choose a specific IOL -points of debate: LUCIDIS (SAV)
André Mermoud
- 11:52 Rapid-Fire Updates. Why to choose a specific IOL -points of debate: VIVITY
Ramy Riad
- 12:02 Rapid-Fire Updates. Why to choose a specific IOL -points of debate: EMV
Ashraf Armia
- 12:12 Rapid-Fire Updates. Why to choose a specific IOL -points of debate: Post-refractive surgery eyes: Are presbyopicorrecting IOLs safe enough?
Ahmed Shama
- 12:22 Closing & wrap-Up
Discussion

PODIUM **B**

Refractive Surgery Symposium **2** | 11:30 - 12:30
Management of LVC Complications

Moderator: Tarek El-Naggar
Chairpersons: Ahmed Barrada, Ahmed Ghoneim
 Rohit Shetty, Salah Mahjoub

- 11:30 Management of LASIK flap complications
Mostafa Salah
- 11:37 LASIK flap..Be ready for surprises
Amr Al-Amin
- 11:44 AS-OCT for the diagnosis of unusual LVC complications
Salah Mahjoub
- 11:51 Incomplete flap cut with FS laser
Khaled Ayes
- 11:58 Seeing clearly isn't always easy: Overcoming KLEx surgery struggles
Ahmed Ghoneim
- 12:05 Corneal remodeling Using advanced ray tracing
Rohit Shetty
- 12:12 Underneath the cap
Tarek El-Naggar
- 12:19 **Discussion**

PODIUM A



12:30 - 13:00

Lunch Break

Company Symposium **1** | 13:00 - 13:30
iCare Medical Refractive Symposium

Panelist: Ahmed Saeed, Amr Hegazy, Ashraf Armia

13:00 Teneo M2 .. Diversity meets perfection
Sara Medhat Shawky

Cornea Symposium **2** | 13:30 - 14:30
Corneal Opacity: What are the Options?

Moderator: Hazem Yassin

Experts: Ahmed Sherif, Dalia Said, Mohamed Bahgat, Olivier Prisant
 Rajesh Fogla, Rania Sobhi, Rohit Shetty, Sharon D' Souza

13:30 Introduction
Hazem Yassin

13:31 Keynote flaming talk: Biology of wound healing and
 future therapeutics
Rohit Shetty

13:43 Case discussions
Hazem Yassin

PODIUM B



12:30 - 13:30

Lunch Break

Company Symposium **2** | 13:15 - 13:30
Orchidia Symposium

13:15 The role of eye drops in managing vision
 outcomes post surgery
Hatem Ammar

Retina Symposium **1** | 13:30 - 14:30
All you Need to Know before Phaco Surgery

Moderator: Magdy Moussa

13:30 Diabetic patient prepared for phaco:
 How to get optimum outcome
Magdy Moussa

13:40 AmD and cataract surgery
Ahmed El-Sawy

13:50 Cataract surgery in uveitis: Preop., intraop., and postop strategies
Avinash Gurbaxani

14:00 Cataract surgery with VMT, ERM and myopic traction
 maculopathy: Tips and tricks
Rahila Zakir

14:10 **Discussion**



PODIUM **A**

Keynote **2** | 14:30 - 15:00
Cornea Keynote Lecture

BOTH PODIUMS

14:30 Research of the unknown
Rohit Shetty

Panel Discussion | 15:00 - 16:00
 Symposium **1** | **IOL Displacements and Mishaps
 "Challenges and Solutions"**

Moderator: Sherif Gamal

Chairpersons: Alahmady Alsman, Hatem Ammar, Khaled Mansour

15:00 Introduction & objectives
Sherif Gamal

15:05 Case 1: Broken haptics
Mohamed Tawfik

15:13 Case 2: Repositioning a subluxed IOL-CTR-bag complex
Khaled Mansour

15:21 Case 3: IOL-capsular bag complex dislocation
Hamdy Abd Al Hady

15:29 Case 4: The fallen
Sherif Gamal

15:37 Case 5: Scleral bridge
Hany Hamza

15:45 Case 6: IOL opacification
Hatem Ammar

Each talk is 6 minutes followed by 2 minutes Discussion

PODIUM **B**

Ocular Surface | 15:00 - 16:00
 Symposium **1** | **Managing Ocular Surface Disease: All Tools**

Moderator: Valerie Saw

Chairperson: Rohit Shetty

15:00 Introduction
Valerie Saw

15:02 Biomarkers in ocular surface disease
Rohit Shetty

15:16 **Discussion**

15:18 Cicatrizing conjunctivitis/pemphigoid
Valerie Saw

15:32 **Discussion**

15:34 Ocular surface reconstruction in chemical injury
Sharon D`Souza

15:48 **Discussion**

15:50 Rosacea
Samar El Saadany

15:58 **Discussion**

PODIUM **A**

Refractive Surgery
Symposium **3**

16:00 - 17:00

Keratactasia: Emerging Concepts and Evolving Management Strategies (Case-Based Panel Discussion)

Moderator: Tarek El-Naggar

Panelists: Khaled Ayeshe, Olivier Prisant, Rohit Shetty
Salah Mahjoub, Sami Alrabiah

PODIUM **B**

Cataract
Symposium **3**

16:00 - 17:00

Phacoemulsification Complications: Recognition, Prevention, and Management

Moderator: Hatem Ammar

Chairpersons: Ahmed Osman, Oliver Findl, Sherif Gamal

- 16:00 Welcome & overview of objectives
Hatem Ammar
- 16:02 Wound burn
Ahmed El Massry
- 16:10 Iris prolapse
Hatem Ammar
- 16:18 Early posterior capsule rupture
Sherif Gamal
- 16:26 Late posterior capsule rupture
Hazem Yassin
- 16:34 Intraoperative surprise in white cataract
Ahmed El-Sawy
- 16:42 Nucleus drop-How to manage?
Ehab El Rayes
- 16:50 Suprachoroidal hemorrhage: Still there is hope
Yehia Salah
- 16:58 Q&A - Take-home messages
Hatem Ammar

Each talk is 6 minutes followed by 2 minutes Discussion

PODIUM

Keynote **3** | 17:00 - 18:00
Cataract Keynote Lecture

BOTH PODIUMS

17:00 Welcome address
Yehia Salah

17:15 History of cataract surgery
Hans R. Koch

Cataract
Symposium **4** | 18:00 - 18:30
Cataract Olympics

BOTH PODIUMS


Moderator: Wael El Gendy

All attendees



EgSCRS

EGYPTIAN SOCIETY OF CATARACT
AND REFRACTIVE SURGERY



BAUSCH+LOMB

Aqualarm®
U.P. intensive

Aqualarm®
Intensive UD



ICARE
MEDICAL



BAUSCH + LOMB




Oxane® 1300

enVista
Enhanced

Stellaris Elite
Hand Measurement System

SEE HOW FAR
THINKING
DIFFERENTLY
CAN TAKE YOU



ICARE
MEDICAL

TIME	MAIN HALL	
	PODIUM A	PODIUM B
09:00 - 10:00	Young Ophthalmologists Symposium: Young Ophthalmologists Case and Video Presentations	Refractive Surgery Symposium: Cross Linking Protocols in Different Scenarios
10:00 - 10:30	Cornea Keynote Lecture: Prof. Rajesh Fogla Evolution of endothelial keratoplasty; from DLEK to DMEK	
10:30 - 11:30	Cornea Symposium: DMEK: Challenging Situations	Cataract Symposium: Pediatric Cataract Updates and Challenges
11:30 - 12:30	Gomaa Prayer	
12:30 - 12:45	Lunch Break	
12:45 - 13:00	Biotech Symposium	
13:00 - 14:00	Cornea Symposium: Pediatric Corneal Morbidities Debate	Cataract Symposium: Phacoemulsification in Subluxated Cataracts: Surgical Scenarios and Capsule Support Devices
14:00 - 15:00	Refractive Surgery Symposium: Case Scenarios Discussions	Cataract Symposium: IOL Fixation Without Capsular Support-Debate
15:00 - 15:30	Refractive Surgery Keynote Lecture: Prof. Olivier Prisant Evolving Strategies in Keratoconus: Can CAIRS Replace PMMA Segments?	
15:30 - 16:30	Cornea Symposium: DALK: How to Tackle Perforations Surgical Tips and Tricks	Cataract Symposium: Phacoemulsification in Special Cases
16:30 - 17:30	Refractive Surgery Symposium: Intrastromal Implants for Keratoconus- updates	Middle Segment Surgery Symposium
17:30 - 18:00	Refractive Surgery Keynote Lecture: Prof. Renato Ambrosio Junior The Two-Hit Hypothesis for Corneal Ectasia: An Epistemological Journey Toward Theory	
18:00 - 19:00	Refractive Surgery Symposium: Debate: The Ultimate Choice LVC, RLE, Phakic IOL	Cataract Symposium: Managing Astigmatism with Cataract Surgery

PODIUM A

Young Ophthalmologists
Symposium 1 | 09:00 - 10:00
**Young Ophthalmologists Case and
Video Presentations**

Judges: Ahmad Khalil, Ahmed Sherif, Mostafa Salah

- 09:00 Customized keratoplasty
Mohamed Ahmed Mohamed Attya
- 09:05 Breakthrough treatment of complex anterior segment disorders using novel minimally invasive laser assisted corneal restoration LACR a case report
Moustafa Abdelhadi Hassan
- 09:10 8 tips you should know before you start phaco from a beginner surgeon perspective
Salah Mostafa
- 09:15 Traumatic hypotony with subluxated lenses how to fixate the bag
Fayrouz Aboalazayem
- 09:20 PTK on management of acanthameba keratitis cases report
Mohamed Amr Elmadboh
- 09:25 Three pillars for easy phaco
Mohamed Habib Alsayed
- 09:30 Effect of music on patient vital signs during cataract surgery a systematic review and Meta analysis
Mohamed Ahmed Hassan
- 09:35 **Discussion**

Keynote 4 | 10:00 - 10:30
Cornea Keynote Lecture **BOTH PODIUMS**

- 10:00 Evolution of endothelial keratoplasty; from DLEK to DMEK
Rajesh Fogla

PODIUM B

Refractive Surgery
Symposium 4 | 09:00 - 10:00
Cross Linking Protocols in Different Scenarios

Moderator: Ashraf Armia

Chairpersons: Mahmoud Affi, Omar Hashem, Sameh El Agha

- 09:00 From dresden to future protocols
Mohamed Lakkany
- 09:08 CXL applications
Ashraf Armia
- 09:16 Customized corneal cross linking
Khaled Ayesh
- 09:24 Combined CXL and SMILE for suspicious topography: Long term results
Moones Abdallah
- 09:32 LVC Xtra: A critical assessment of efficacy
Tarek El-Naggar
- 09:40 Early diagnosis of keratoconus: New parameters
Yasser Rifay
- 09:48 **Discussion**

PODIUM **A**

Cornea
Symposium **3** | 10:30 - 11:30
DMEK: Challenging Situations

Moderator: Hazem Yassin
Chairpersons: Olivier Prisant, Rajesh Fogla

- 10:30 Opening remarks
Hazem Yassin
- 10:32 Mastering DMEK: 10 keys to make it easy and avoid complications
Olivier Prisant
- 10:42 DMEK in challenging case
Dalia Said
- 10:52 DMEK in challenging case
Salah Mahjoub
- 11:02 DMEK in challenging case
Hazem Yassin
- 11:12 DMEK in challenging case
Rajesh Fogla
- 11:22 Panel wrap-up & final remarks
Hazem Yassin

Each talk is 8 minutes followed by 2 minutes Discussion



11:30 - 12:30
Gomaa Prayer



12:30 - 12:45
Lunch Break

PODIUM **B**

Cataract
Symposium **5** | 10:30 - 11:30
Pediatric Cataract Updates and Challenges

Moderator: Hala El-Hilali
Panelists: Ghada Gawdat, Nihal Shakankiri
Rasha Moussa, Rasha Zedan

PODIUM A

Company Symposium **3** | 12:45 - 13:00
Biotech Symposium

BOTH PODIUMS

12:45 Inside the Phakic Edge:
Mastering Precision in the Vault of Vision
Khaled Abdelrahman



Cornea Symposium **4** | 13:00 - 14:00
Pediatric Corneal Morbidities Debate

Moderator: Rania Sobhi

Chairpersons: Mohamed Bahgat, Rajesh Fogla, Tamer El Raggal

- 13:00 Opening remarks
Rania Sobhi
- 13:02 Pediatric corneal opacities: Navigating the complexities of diagnosis and management
Rasha Moussa
- 13:12 Pediatric keratoplasty – Revisited
Tamer El Raggal
- 13:22 Expert debate – DMEK vs. DSAEK in children: DMEK
Rajesh Fogla
- 13:32 Expert debate – DMEK vs. DSAEK in children: DSAEK
Hazem Yassin
- 13:42 My approach for pediatric corneal opacities
Mohamed Bahgat
- 13:52 **Closing remarks**

Each talk is 8 minutes followed by 2 minutes Discussion

PODIUM B

Cataract Symposium **6** | 13:00 - 14:00
Phacoemulsification in Subluxated Cataracts: Surgical Scenarios and Capsule Support Devices

Moderator: Khaled Abdelrahman

Chairpersons: Alaa El Zawawi, Ashraf Sewelam, Oliver Findl

- 13:00 Introduction & objectives
Khaled Abdelrahman
- 13:05 Case 1: Moderate subluxation
Ahmed Ghoneim
- 13:13 **Discussion**
- 13:15 Case 2: Severe subluxation
Khaled Abdelrahman
- 13:23 **Discussion**
- 13:25 Special scenarios: Iatrogenic dialysis
Hatem Ammar
- 13:31 **Discussion**
- 13:33 Special scenarios: Bilateral anterior lens dislocation
Hazem El Nashar
- 13:39 **Discussion**
- 13:41 Special scenarios: Use of femtosecond laser in subluxated cataract
Yehia Salah
- 13:47 **Discussion**
- 13:49 **Panel discussion: Practical pearls**

PODIUM **A**

Refractive Surgery
Symposium **5** | 14:00 - 15:00
Case Scenarios Discussions

Moderator: Ashraf Armia

Panelists: Maged Maher, Mohamed El Kateb, Mostafa Salah
Olivier Prisant, Tarek El-Naggar

PODIUM **B**

DAY 3

Cataract
Symposium **7** | 14:00 - 15:00
IOL Fixation without Capsular Support-Debate

Moderator: Bassem Fayez

Chairpersons: Abdallah Hassouna, Fares Bakry, Oliver Findl

- 14:00 Opening & welcome
Bassem Fayez
- 14:02 Scleral fixation with sutures
Salah Mahjoub
- 14:08 Classic Yamane
Rasha Moussa
- 14:14 Forceps assisted Yamane technique
Ashraf Armia
- 14:20 Iris suture IOL
Bassem Fayez
- 14:26 Four points scleral fixation
Khaled Ayesh
- 14:32 Sutureless scleral fixation vs. Iris-claw lenses: -Pro: Flanged techniques of scleral fixation is safer and longerlasting
Oliver Findl
- 14:42 Sutureless scleral fixation vs. Iris-claw lenses:
- Con: Iris-claw lenses are simpler, quicker, and effective
Abdallah Hassouna
- 14:52 **Closing remarks & Q&A**

PODIUM **A**

Keynote **5** | 15:00 - 15:30
Refractive Surgery Keynote Lecture BOTH PODIUMS

15:00 Evolving strategies in keratoconus:
 Can CAIRS replace PMMA segments?
Olivier Prisant

Cornea Symposium **5** | 15:30 - 16:30
DALK: How to Tackle Perforations Surgical Tips and Tricks

Moderator: Rania Sobhi
Chairpersons: Ahmed Atef, Olivier Prisant

15:30 Opening remarks
Rania Sobhi

15:32 My top pearls to successful DALK
Dalia Said

15:42 My approach in DALK perforations
Rajesh Fogla

15:52 To perforate or not to perforate: 5 critical DALK maneuvers
Olivier Prisant

16:02 Management of type II bubble perforation
Hazem Yassin

16:12 How to prevent perforations in DALK
Sharon D`Souza

16:22 Panel wrap-up & final remarks
Rania Sobhi

Each talk is 8 minutes followed by 2 minutes Discussion

PODIUM **B**

Cataract Symposium **8** | 15:30 - 16:30
Phacoemulsification in Special Cases

Moderator: Mahmoud Soliman
Chairpersons: Avinash Gurbaxani, Mostafa Nabih

15:30 Mature rock hard, intumescent cataract.
 What is your technique? Case 1
Khaled Abdelrahman

15:40 Mature rock hard, intumescent cataract.
 What is your technique? Case 2
Yehia Salah

15:50 Case 3: Uveitis and phaco surgery
Avinash Gurbaxani

16:00 Case 4: Uveitis and phaco surgery- Egyptian experience
Mahmoud Soliman

16:10 Case 5: Short eyes (Nanophthalmos / Hyperopic eyes)
Salah Mahjoub

16:20 Case 6: Silicone oil-filled eyes
Mostafa Nabih

Each talk is 8 minutes followed by 2 minutes Discussion

PODIUM **A**

Refractive Surgery Symposium **6** | 16:30 - 17:30
Intrastromal Implants for Keratoconus- Updates

Moderator: Tarek El-Naggar

Chairpersons: Ahmed El Massry, Khaled Ayesh, Olivier Prisant

- 16:30 CAIRS an evolving strategy in KC
Khaled Ayesh
- 16:40 Pros and cones for Xenogenic implants for advanced keratoconus
Ahmed El Massry
- 16:50 Customized corneal remodeling with progressive ICRS
Tarek El-Naggar
- 17:00 ICRS..Give the vision another chance
Amr Al-Amin
- 17:10 Effect of ICRS arc length and thickness on refractive and keratometric outcomes in keratoconic eyes
Olivier Prisant
- 17:20 **Discussion**

Keynote **6** | 17:30 - 18:00
Refractive Surgery Keynote Lecture BOTH PODIUMS

- 17:30 The two-hit hypothesis for corneal ectasia:
 An epistemological journey toward theory
Renato Ambrosio Junior

PODIUM **B**

16:30 - 17:30
Middle Segment Surgery Symposium

Moderator: Hany Hamza

Chairpersons: Mahmoud Soliman, Mostafa Nabih

- 16:30 Introduction and overview of Middle segment surgery
Hany Hamza
- 16:32 Marfan, lensectomy and Yamane
Omar Barrada
- 16:44 Crystalline lens drop: Prevention and retrieval techniques
Hany Hamza
- 16:56 Iris defects: Repair and reconstruction approaches
Hazem Yassin
- 17:08 IOL problems: Malposition
Mahmoud Soliman
- 17:20 **General discussion and take-home messages**

Each talk is 10 minutes followed by 2 minutes Discussion

PODIUM **A**

Refractive Surgery Symposium **7** | 18:00 - 19:00
Debate: The Ultimate Choice LVC, RLE, Phakic IOL

Moderator: Mostafa Salah

Chairpersons: Ayman Abdelrahman, Mahmoud Ismail, Yasser Rifay

- 18:00 The role of refractive machine in the success of refractive operations in thin cornea
Khalaf Hoshan
- 18:08 SupraCor: Reality comes first
Mahmoud Ismail
- 18:16 ICL in low diopters (less than 6 D)
Yasser Rifay
- 18:24 RLE
Mostafa Salah
- 18:32 PIOL explanation: Tips and tricks to optimize the outcome
Ayman Abdelrahman
- 18:40 Posterior phakic IOL setbacks
Ashraf Armia
- 18:48 **Discussion**

PODIUM **B**

Cataract Symposium **9** | 18:00 - 19:00
Managing Astigmatism with Cataract Surgery

Moderator: Abdallah Hassouna

Chairpersons: Ahmed Shama, Mouhcine El Bakkali, Oliver Findl

- 18:00 Opening & welcome
Abdallah Hassouna
- 18:02 Keynote framing talk: Astigmatism in cataract surgery: What are we trying to achieve?
Abdallah Hassouna
- 18:12 Keynote framing talk: Keys to success in astigmatism management
Mouhcine El Bakkali
- 18:22 Debate: Toric IOLs should be the standard of care for all cataract patients with > 1.0 D astigmatism -Pro side: Toric IOLs provide precision, stability, and long-term outcomes
Oliver Findl
- 18:32 Debate: Toric IOLs should be the standard of care for all cataract patients with > 1.0 D astigmatism - Con side: Incisional techniques still play an essential role
Yehia Salah
- 18:42 **Audience interaction: Live polling or Q&A**
- 18:47 Case-based pearls: Real-world examples of managing astigmatism in complex cases (post-keratoplasty, irregular corneas)
Ahmed Shama
- 18:57 Closing remarks
Abdallah Hassouna



Don't Miss our
Preservative Free
Products





EgSCRS 2025



Organizing office in charge

RM EVENTS

Mobile: +201275580777 +201223925628

E-mail: conferences@rmsolutions.net

Web: www.rm-events.org